The marketer's guide to email deliverability.

How to fix dropping engagement, spot metric anomalies, & keep your emails out of the spam folder.

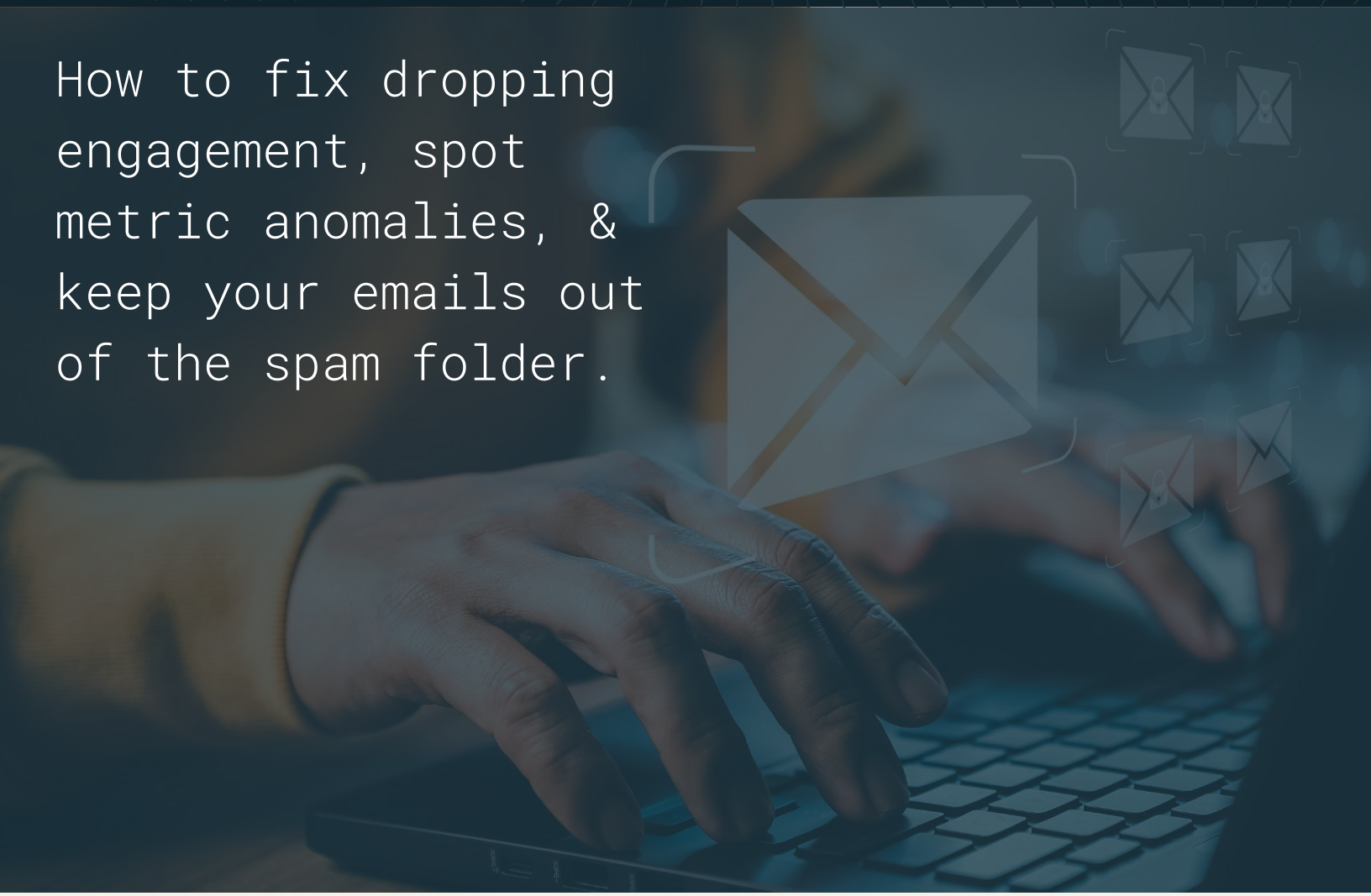

SHIFT PARADIGM

June 2026

Email | Brand | Product | User Interface Design | User Experience | Customer Experience | Creative Direction | Full Stack Development | Business Strategy | MarTech

Expectation vs. reality.

When you send a marketing email, you expect it to land in the inbox. But today, simply clicking send doesn't guarantee delivery, in fact, there's a significant chance your email is being diverted to the spam folder, or worse—blocked entirely.

What the industry benchmarks show

15-20%

Global mail diverted from primary inbox

<0.3%

Google / Yahoo strict spam rate ceiling

100%

Mandatory SPF, DKIM, & DMARC compliance

The cost

If your audience isn't seeing your emails, your open rates plummet, click-throughs vanish, and your **return on investment *stalls*.**

This guide explores the real reasons behind the drop in your engagement, how to spot warning signs in your metrics, and how to build an email infrastructure that mailbox providers trust—translating complex email mechanics into **clear, actionable steps.**

First, let's establish a common language.

If you've ever been confused by the alphabet soup of email infrastructure, here's the plain-English breakdown of the terms that matter most.

BRAND INDICATORS FOR MESSAGE IDENTIFICATION (BIMI)

An advanced framework that displays your official corporate logo right next to your email in the inbox, signaling high security and brand trust.

DOMAINKEYS IDENTIFIED MAIL (DKIM)

A digital signature embedded into the header of your emails—acting like a wax seal on an official letter—proving to mailbox providers that the email truly came from you and wasn't altered in transit.

DOMAIN-BASED MESSAGE AUTHENTICATION, REPORTING, & CONFORMANCE (DMARC)

DMARC—the ultimate security gatekeeper—uses your SPF and DKIM records to determine what a mailbox provider should do if someone tries to impersonate your brand (e.g., do nothing, send it to spam, or block it).

INBOX PLACEMENT RATE

The percentage of your sent emails that actually land in the recipient's primary inbox rather than the spam folder, or being blocked entirely.

MAILBOX PROVIDER

The platform that hosts your recipient's email account (e.g., Gmail, Yahoo, Microsoft Outlook) and gatekeeper decides whether your email is safe to deliver.

SENDER REPUTATION

The credit score mailbox providers assign to your sending domain and IP address—calculated dynamically based on historical bounce rates, spam complaints, and engagement patterns.

SENDER POLICY FRAMEWORK (SPF)

A public list published in your website's settings (DNS) that specifies exactly which servers and marketing platforms are authorized to send emails on behalf of your domain.

SPAM COMPLAINT RATE

The percentage of recipients who manually click the Report Spam button on your email. Gmail and Yahoo enforce a strict 0.3% maximum ceiling for this metric.

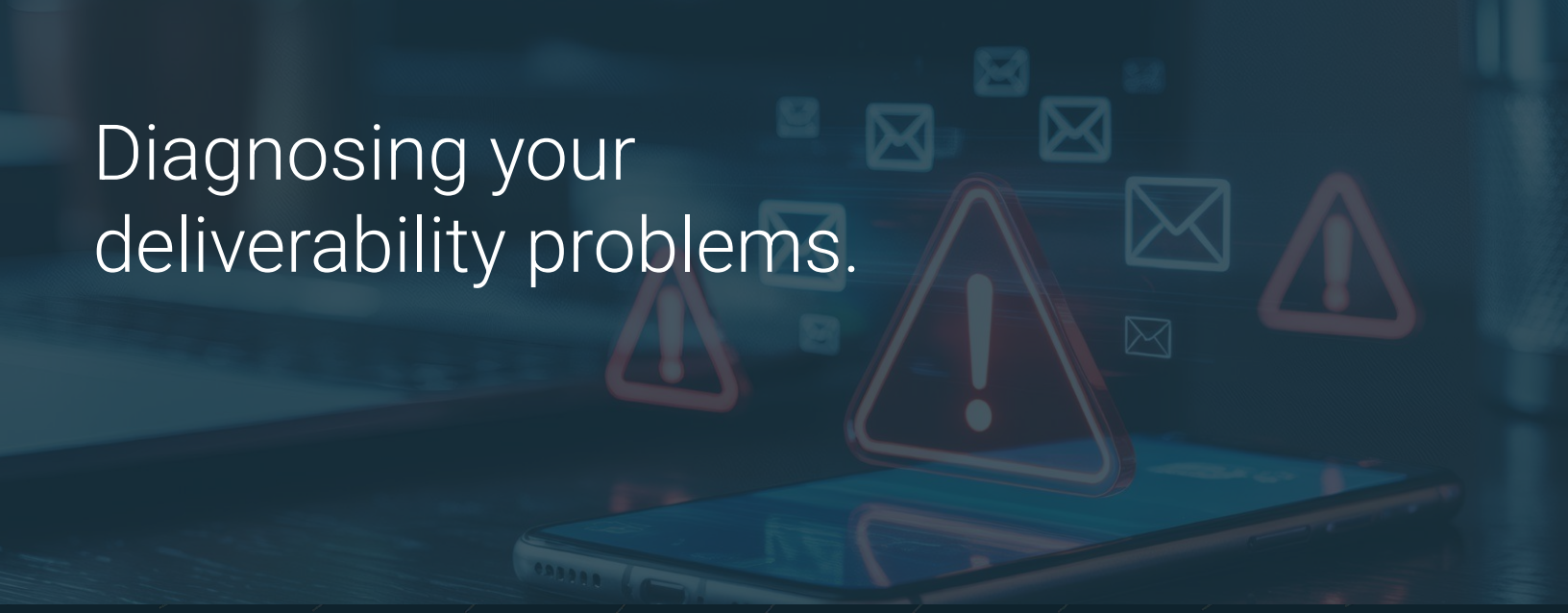

Diagnosing your deliverability problems.

Most marketers don't realize they have a deliverability issue until their campaign performance takes a sudden hit, or they see there's been a steady decline over time.

Common problems modern marketers face

- My open rates & engagement metrics are dropping
- Our non-promo emails keep getting banished to the promotions tab
- We are seeing weird anomalies in our metrics
- Our spam complaint rate is creeping up
- Our emails look great in our builder, but they break when delivered
- List size grew via 3rd party data or lead-gen, but performance crashed

The good news? These problems can *all be fixed.*

THE PROBLEM

My open rates & engagement metrics are dropping.

THE SYMPTOM

Over the last few quarters, your **open rates have steadily declined,** and fewer people are clicking your links.

You might also notice that even your highest-performing campaigns, like product launches or major announcements, are showing **lower conversions** despite having strong subject lines and offers.

THE REAL CAUSE

Mailbox providers (like Gmail and Yahoo) use engagement-based filtering.

If they notice a chunk of your subscribers consistently ignoring or deleting your emails, they assume your content is unwanted.



To protect their users, they start pushing your emails into the Spam or Promo folder for everyone —even your highly active subscribers.

the solution

- Implement strict **behavioral segmentation** by breaking your audience down by their real-world activity levels rather than treating your database as one large segment. Group your subscribers into distinct tiers based on recency of engagement (e.g. active within 30 days, 60 days, or 90+ days) so that you can tailor your messaging approach.
- One-size **does not fit all.** Stop emailing everyone on your list at the same frequency.
  - Your most passionate advocates might welcome multiple touches a week, but unengaged or casual subscribers will quickly burn out.
  - Adjust your cadence downward for less active segments to preserve your domain health.
- Create an **automated sunset policy** in your marketing automation platform to suppress or reduce sending frequency to users who haven't opened or clicked an email in 90 to 180 days.

THE PROBLEM

Our non-promo emails keep getting banished to the promotions tab.

THE SYMPTOM

You aren't technically hitting the Spam folder, but your Gmail **open rates are tanking** because all your messages are landing straight in the Promotions tab.

THE REAL CAUSE

First, let's clear up a myth: The Promotions tab is not the spam folder. It is a highly organized, algorithmic filter designed by Gmail to sort commercial mail.

Gmail looks at things like heavy HTML code, multiple images, tracking links, and marketing-speak (like "Buy Now!" or "Limited Time Offer").

The TL;DR?

If your email looks, smells, and acts like an ad, Gmail puts it where it belongs.

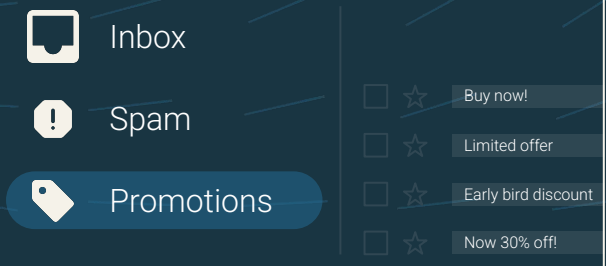

the solution

- Gmail's algorithm flags heavy HTML grids, excessive images, and redundant tracking pixels. **Humanizing your emails** by shifting to minimalist, text-light hybrid designs with clean code and a conversational tone signals to filters that your message belongs in the Primary inbox.
- **Test** sending simplified, plain-text (or hybrid text-light) variations for your most critical messages and reduce the number of images, social media icons, and tracking links in your footer.
- **Match intent signals with messaging.** Hyper-targeted engagement shows filters that your mail belongs in the main inbox channel.
- More importantly, **instruct your most engaged subscribers** right at the welcome stage to drag-and-drop your email into their Primary tab, sending a massive behavioral signal to Gmail that your brand matters.

THE PROBLEM

We are seeing weird anomalies in our metrics.

THE SYMPTOM

You notice a sudden, **inexplicable spike** in open rates (e.g., 100% open rates on a specific segment) or a massive drop overnight with no change to your content.

You might also notice click-through rates that identically match open times down to the exact millisecond, or a high volume of activity coming from completely inactive segments of your database.

THE REAL CAUSE

Modern firewall security filters and privacy features (like Apple's Mail Privacy Protection) are changing the way data is tracked.

To protect users from malicious links and privacy tracking, these providers automatically open, download, and cache images—and pre-scan links—*before* delivering the message to the end user. This triggers artificial bot clicks and false opens, completely masking real human engagement.

Alternatively, a sudden drop means a major provider (like Microsoft/Outlook) has quietly started blocking your domain.

the solution

- Separate real human activity from machine activity. Clean up your data stream: **identify and segment out automated activity.** Look beyond standard open rates—prioritize deep metrics like deep-click engagement, conversion actions, or interactions that occur well after the initial blast window to pinpoint your true advocates.
- **Analyze the time delay** between delivery, opens, and clicks. When an open and a click happen simultaneously, it is almost always a security bot probing the URL. Create smart filters within your marketing automation platform to suppress these machine actions from skewing your active campaign data.
- Look closely at click-to-open ratios and use **deliverability monitoring tools** to see how individual inbox providers are treating your mail.

THE PROBLEM

Our spam complaint rate is creeping up.

THE SYMPTOM

More users are hitting the **"Report Spam" button.**

You might also notice a **sudden, unexpected drop** in open rates—specifically at Gmail or Yahoo—signaling that their filters have begun routing your campaigns directly to the junk folder instead of the primary inbox.

THE REAL CAUSE

If it's difficult for a user to unsubscribe, they will use the SPAM button as a shortcut to get off your list.

<0.3%
SPAM CEILING

Remember, both Google and Yahoo enforce a strict spam complaint ceiling.

If more than 3 out of every 1,000 people report your email as spam, your domain's reputation can go to a bad or low rating. Once that threshold is crossed, your emails risk being silently blocked globally, meaning even your most loyal customers will stop seeing your messages.

the solution

- Make unsubscribing **effortless.** Eliminate the friction. Avoid hiding your opt-out link in microscopic, light-gray text or forcing users to log into an account just to change their preferences.

- Use a clear, **one-click unsubscribe button** at the top or bottom of your emails.

  It's much better for a user to opt-out of your list than to complain and hurt your sender reputation.

- Leverage an **opt-down preference center.** Often, users don't hate your brand; they just hate your frequency.

  - Give them a choice to opt-down rather than opt-out entirely.
  - Allow them to **change their frequency** (e.g., once a week vs. daily), or opt out of specific content tracks (e.g., product updates but no promotional sales) on your preference page.

THE PROBLEM

Our emails look great in our builder, but they break when delivered.

THE SYMPTOM

Your internal tests look flawless, but subscribers report issues like unreadable text in Dark Mode, strangely stacked columns on mobile (e.g., iPhones), or completely broken layouts in certain clients (e.g., Outlook).

THE REAL CAUSE

Each mailbox provider uses a unique engine to render your email code.

What looks perfect in Apple Mail can fail spectacularly in Outlook. The recent rise of AI-assisted code generation often creates templates that appear polished, but structurally disintegrate across various devices and clients.

So, what happens when your email looks broken?

Subscribers delete it or report it as spam—instantly flagging you as a low-quality sender and tanking future inbox placement.

This can also be due to strict CSS interpretation in clients like Gmail, where background colors or other styles break even when they pass testing previews.

the solution

- Implement QA across platforms and devices, but use a **data-driven strategy.**
  - Remember, the goal is not pixel-perfection across every single inbox.
  - If 85% of your list uses Gmail and Apple Mail, and only 1% uses an older version of Outlook, don't waste time over-engineering code for that 1%.
- **Simplify** your code.
- Ensure you use **live HTML text.**
- When troubleshooting specific CSS breakage (like missing background colors in strict clients such as Gmail), remember that it **may be necessary to hard-code** the fix directly into the template.

THE PROBLEM

List size grew via 3rd party data or lead-gen, but performance crashed.

THE SYMPTOM

In an effort to hit aggressive growth goals, your team engaged in a lead-generation campaign, acquired third-party contact lists, or ingested data from outside sources.

You added thousands of new names to your database, but the moment you emailed them, **hard bounces skyrocketed** past the safe 1-2% industry threshold, and your overall inbox placement plummeted.

THE REAL CAUSE

This is the classic quantity-over-quality issue. Unverified lists and third-party data pools can be heavily contaminated.

- stale email addresses
- typos
- spam traps

These contacts often have zero context for who you are, so they treat your messages as unsolicited noise and click REPORT SPAM

Mailbox providers see high bounce rates with high spam complaints and conclude that you are an unsafe sender, with pristine traps being particularly detrimental to your reputation.

spam trap (noun)

> Fake mailboxes maintained by providers specifically to catch unauthorized senders.

the solution

- Shift your strategy from list size to **list health.**
- Never dump unverified data directly into a live marketing stream.
  - First, pass any outside data through a rigorous **data-verification tool** to scrub out dead domains, temporary emails, and inactive inboxes.
  - Second, **decouple** these contacts from your main audience.
- Deploy a distinct, highly controlled **onboarding campaign** that provides context, builds brand recognition, and offers an easy way to opt-out.

Advanced deliverability best practices.

Now that you've put out the immediate fires, you need to set up a **proactive defense system** to protect your brand's sending reputation.

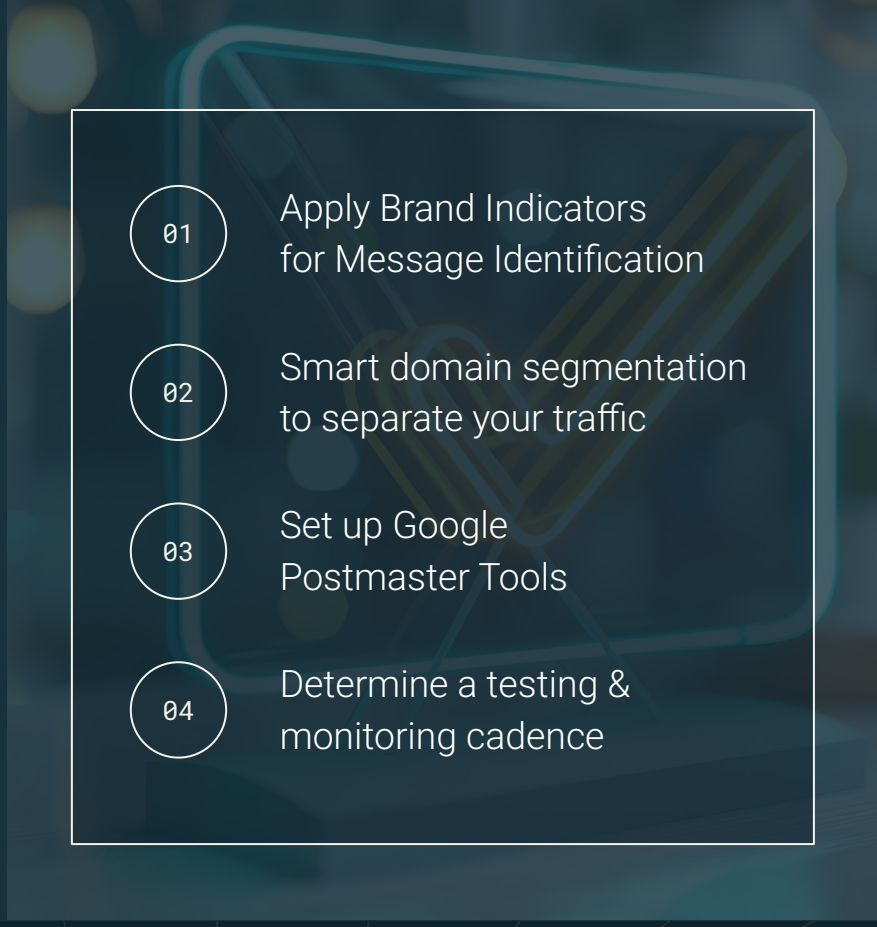

01 Apply Brand Indicators for Message Identification

02 Smart domain segmentation to separate your traffic

03 Set up Google Postmaster Tools

04 Determine a testing & monitoring cadence

01 | Apply Brand Indicators for Message Identification

BIMI is an email standard that allows your official brand logo to appear next to your emails inside supported inboxes (like Gmail and Apple Mail).

WHY IT MATTERS

BIMI doesn't just make your emails look great, it is a massive trust signal. To qualify, your organization must have the highest level of email security authentication (DMARC set to an enforcement policy of quarantine or reject). Mailbox providers trust BIMI emails because they know the sender's identity has been verified which directly improves inbox placement and brand trust.

02 | Smart domain segmentation to separate your traffic

Think of your sending domain like a highway. If you put heavy marketing volume, corporate communications, and critical transactional alerts all on the exact same lane, a single traffic jam will stall everything.

WHY IT MATTERS

Mailbox providers track reputation at the specific domain and subdomain level. If you send a high-volume promotional campaign that triggers a temporary wave of spam complaints, your domain reputation drops. If your transactional emails (like password resets, invoices, or shipping confirmations) share that same domain, they will get pulled down into the spam folder right along with the promotions.

03 | Set up Google Postmaster Tools

Google Postmaster Tools (GPT) is a free utility provided by Google that gives you a direct window into how Gmail views your emails. It is a critical diagnostic tool.

HOW TO SET IT UP

Go to the Google Postmaster website, add your sending domain, and copy the unique TXT record provided. Paste this record into your DNS (Domain Name System) settings.

WHY IT MATTERS

Once verified, GPT will show you your exact Spam Complaint Rate and any delivery errors. Use the compliance dashboard to check for adherence to authentication, alignment, and DMARC setup. If any signals show “Needs Work” or if you are non-compliant with authentication or spam complaint guidelines, your emails are likely to be pushed to the spam folder.

04 | Determine a testing & monitoring cadence

Deliverability is not a set-it-and-forget-it project. It requires continuous maintenance.

HOW OFTEN TO REVIEW METRICS

Marketers should audit their overall deliverability metrics weekly. Look for variance between inbox providers. For example, if your Gmail open rates are 35% but your Outlook open rates are only 5%, you are likely facing an Outlook deliverability problem.

HOW OFTEN TO TEST

Run seed-list testing (sending test emails to a controlled block of test inboxes) before any major campaign launch or at least once a month to verify that your templates are not triggering automated spam filters.

Remember, deliverability cannot be a reactive practice. It takes **daily due-diligence & ongoing application** of email best practices to ensure the best success.

Your top 10 email deliverability checklist.

IMPLEMENT BEHAVIORAL SUNSETTING

Automatically stop sending to contacts who haven't engaged in 90-180 days to keep your lists fresh and highly responsive.

MAKE UNSUBSCRIBING EFFORTLESS

Include a prominent, one-click unsubscribe link to prevent users from hitting the damaging "Report Spam" button.

MONITOR GOOGLE POSTMASTER WEEKLY

Keep your user spam complaint rate strictly below 0.1% and never let it approach the 0.3% danger zone.

AUTHENTICATE YOUR DOMAIN SECURELY

Ensure your technical team has configured SPF, DKIM, and DMARC correctly across all marketing systems.

AIM FOR BIMI READINESS

Build toward full DMARC enforcement so you can display your official brand logo directly in the inbox.

CLEAN DATA AT THE POINT OF CAPTURE

Use real-time email verification on your website forms to block typos, fake addresses, and spam traps from entering your database.

ISOLATE YOUR EMAIL STREAMS

Use dedicated subdomains for marketing campaigns (ex: news.yourbrand.com) separate from your corporate operational email.

AUDIT PERFORMANCE BY PROVIDER

Regularly cross-reference open rates across Gmail, Outlook, and Yahoo to catch provider-specific blocking early.

OPTIMIZE CONTENT FOR TAB PLACEMENT

Keep promotional language, heavy image counts, and excessive tracking links out of your high-priority editorial emails to stay out of the Promotions tab as best as possible.

TEST BEFORE YOU SEND

Use seed-list rendering tools prior to high-volume deployments to ensure your emails reliably hit the primary inbox.

Ongoing deliverability monitoring is vital.

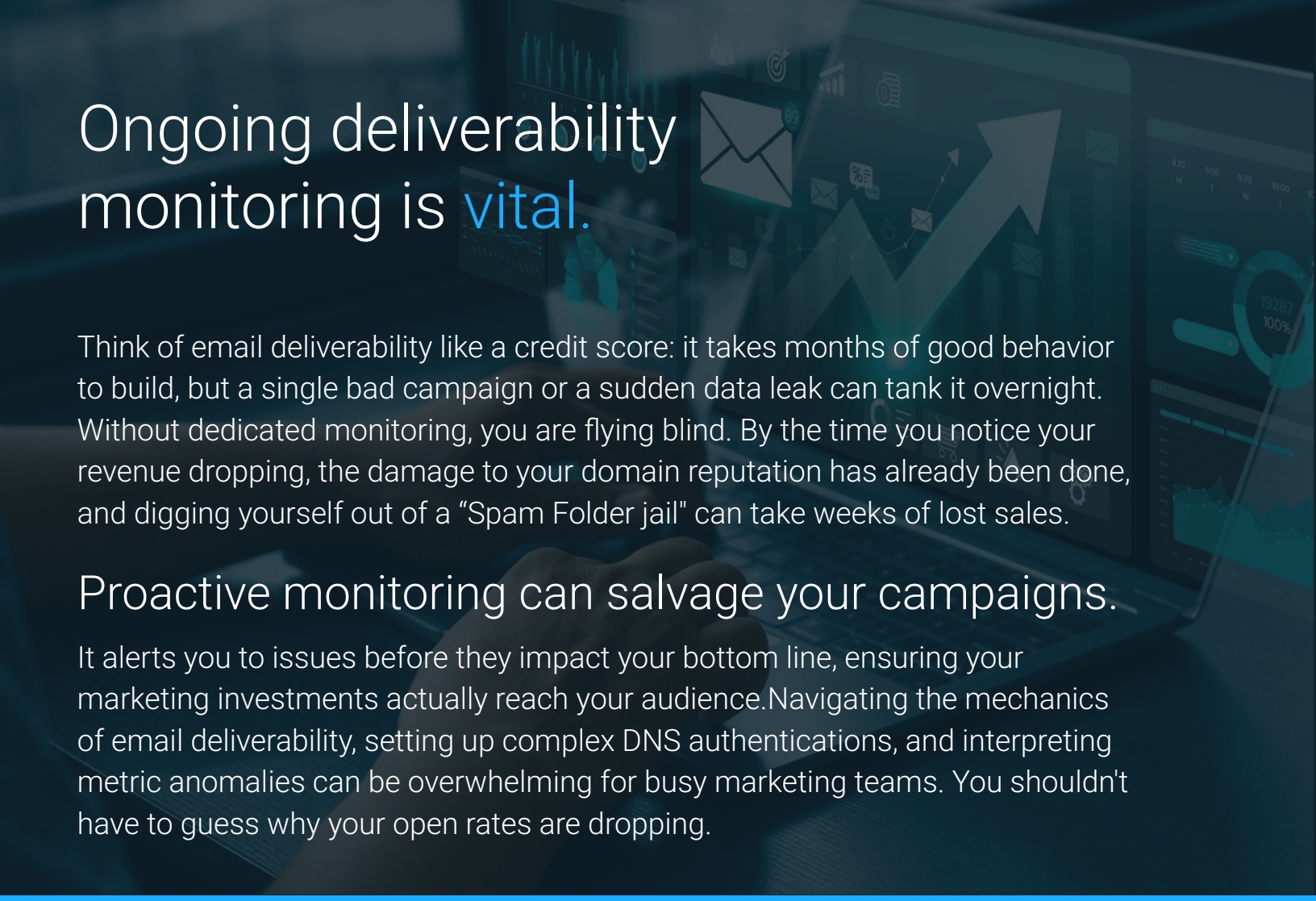

Think of email deliverability like a credit score: it takes months of good behavior to build, but a single bad campaign or a sudden data leak can tank it overnight. Without dedicated monitoring, you are flying blind. By the time you notice your revenue dropping, the damage to your domain reputation has already been done, and digging yourself out of a “Spam Folder jail" can take weeks of lost sales.

Proactive monitoring can salvage your campaigns.

It alerts you to issues before they impact your bottom line, ensuring your marketing investments actually reach your audience.Navigating the mechanics of email deliverability, setting up complex DNS authentications, and interpreting metric anomalies can be overwhelming for busy marketing teams. You shouldn't have to guess why your open rates are dropping.

Ready to fix your email performance?

At SHIFT Paradigm, we specialize in clearing the path to the inbox.
We help brands identify hidden deliverability bottlenecks, fix infrastructure alignment, and provide data-driven strategies to maximize campaign ROI.

GET YOUR EMAIL VITALITY REPORT, ON US

How it works:

01 Send us **up to three** of your recent emails.

02 Our experts take a deep-dive using our **data-backed** methodology.

03 We deliver a **clear understanding** of what’s working, and what’s not.

Our proprietary report reveals:

- SUBJECT LINE & PREHEADER EFFECTIVENESS
- CONVERSION POWER OF COPY & CTAs
- IMPACT OF LAYOUT & DESIGN ON ENGAGEMENT

SHIFT PARADIGM

shiftp.co/email-vitality-report